

A background image showing a white transit bus with its side door open. Several people are gathered around the bus, some appearing to be boarding or disembarking. The scene is set outdoors on a paved area. The image is overlaid with a semi-transparent white filter.

# Transit Statistical Report

## Public and Specialized Transportation

FISCAL YEAR  
**2022**


Prepared by the  
**South Dakota Department of Transportation**  
Division of Finance and Management  
Office of Air, Rail and Transit  
700 E Broadway Avenue  
Pierre, SD 57501



# Table of Contents

Program Summary.....	2
Executive Summary .....	3
Statewide Statistics .....	6
Specialized Transportation Statistics .....	7
Rural Transportation Statistics .....	8
Funding Sources of Rural Public Transit Systems .....	9
South Dakota Rural Transit Statistics.....	10-22
Dakota Transit Association Conference .....	23
Dakota Transit Association Driver Training and Rodeo .....	24

**Please send any questions or comments to:**



South Dakota Department of Transportation  
Division of Finance and Management-  
Office of Air, Rail and Transit  
700 East Broadway Avenue  
Pierre, South Dakota  
57501-2586  
605-773-3574



The Transit Statistical Report is prepared by the South Dakota Department of Transportation (SDDOT) to provide citizens, transportation providers, public officials and other stakeholders an overview of transit in South Dakota. This report provides a summary of public and specialized transportation programs along with detailed operational and financial data.

This report is published annually and condenses the fiscal year administration and operational records for the 13 rural public transit systems and one inter-city bus system in South Dakota. The report is published largely to provide information about the performance of the public transit programs for the fiscal year. The report is distributed and available to state and local officials, support agencies, boards of directors, and the public.

During Fiscal Year 2022, 411 vehicles partially funded by the Federal Transit Administration (FTA) provided rural public and special transportation services in South Dakota. Federal funding sources included: Section 5339, 5310, 5311, and some non-FTA funded vehicles receiving FTA Section 5311 operating funds. These vehicles traveled 4,308,690 miles and provided 1,147,234 rides during Fiscal Year 2022.

The transit systems operating in Sioux Falls and Rapid City receive FTA Section 5307 urban transit capital and operating funds directly from FTA and 5339 funds from the State of South Dakota for vehicles and facilities. In FY 2022, Sioux Falls and Rapid City public transit vehicles traveled 1,425,496 miles and provided 650,230 rides. In FY22, the River Cities Sioux Falls Operating Project provided 50,890 rides and traveled 98,555 miles. The River Cities Cheyenne River Sioux Transit service provided 16,288 rides and traveled 231,454 miles. The Prairie Hills Transit Urban Operating project performed 75 rides that travelled 2,260 miles. Finally, the inter-city bus system provided 51,252 rides and traveled 449,424 revenue miles in South Dakota.

In FY2021 South Dakota began recovery efforts due to the COVID-19 pandemic. The South Dakota Transit Agencies played an important role by continuing to provide safe and reliable transportation for their clients. While ridership numbers and mileage are down compared to previous years, Transit continued to play an integral part in many people's lives by continuing to provide essential services.

Public and special transportation service providers are a key element in the successful implementation of numerous state policy objectives. Among those is the effort to keep elderly citizens and citizens with disabilities in their own homes and active members of their community.



There are 13 rural public transit systems, and 13 specialized transit organizations that provide service within South Dakota. These organizations assist the elderly, disabled, youth, the public and low-income citizens to gain access to needed medical, nutrition, education, employment, social and commercial services, particularly in the rural areas of South Dakota. Public transit providers range in size from those which provide daily fixed route and demand-response services with schedules and destinations determined on a day-to-day basis.

The SDDOT Office of Air, Rail and Transit (ART) administers several programs through the FTA which support public and specialized transportation service providers in South Dakota. These programs include:

- **Section 5303** provides urban transit planning assistance program funds and transit planning activities in the metropolitan areas of South Dakota including Sioux Falls and Rapid City.
- **Section 5304** provides statewide rural planning and research. At the state's discretion, the funds may be used for statewide planning, technical assistance, planning support, research and development for non-urbanized areas.
- **Bus and Bus Facilities Section 5339** provides capital funding through formula and discretionary funds to replace, rehabilitate, and purchase buses and related equipment and to construct bus related facilities. Eligible applicants include public agencies and private non-profits engaged in public transportation, including organizations that provide services dependent on age, disability or low-income.
- **Section 5310** provides capital grants and operating funds to private nonprofit organizations and governmental authorities where no non-profit organizations are available to support transportation for seniors and individuals with disabilities.

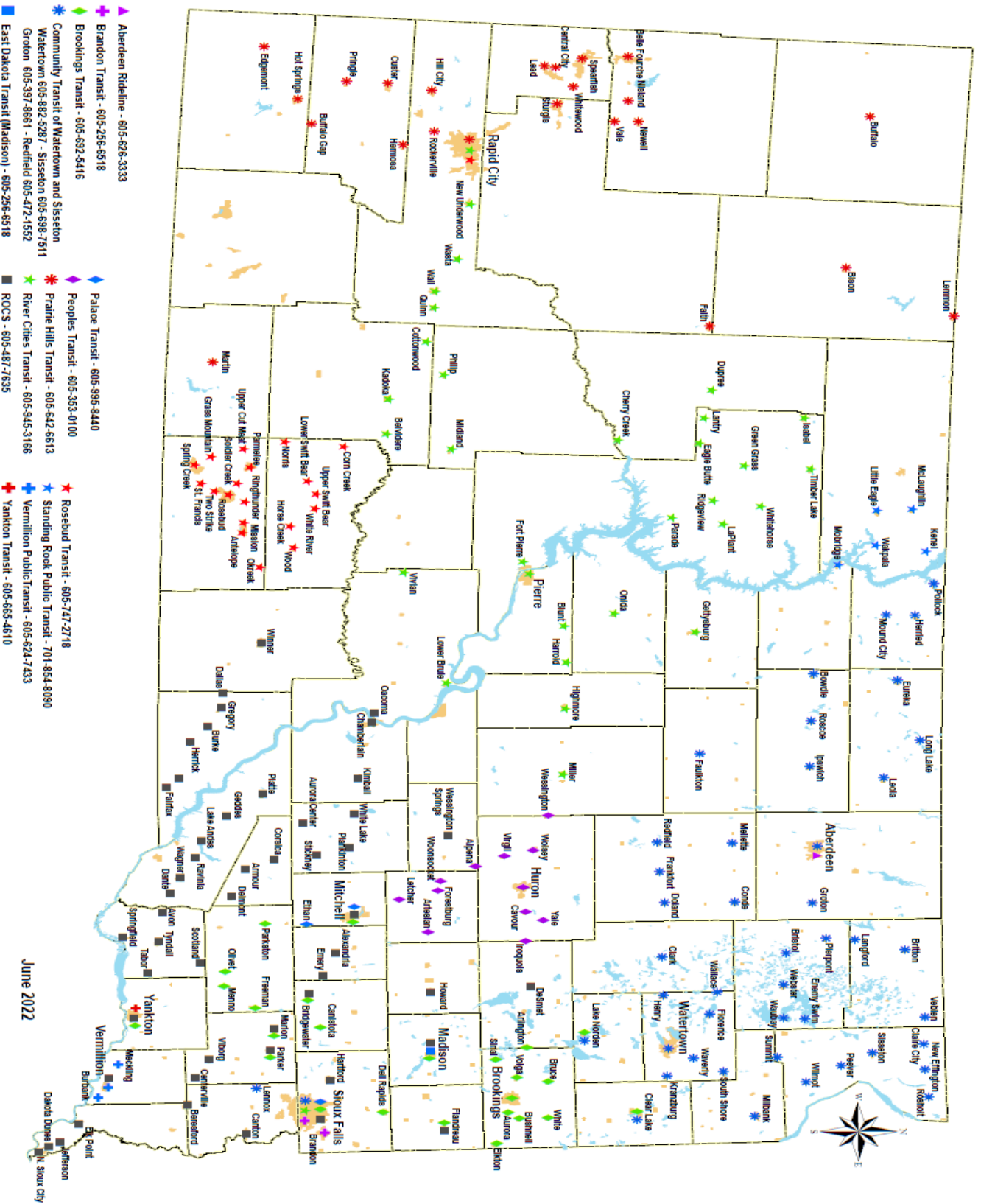
- **Section 5311** provides capital, administration, and operating grants for public transportation service projects in non-urbanized areas (less than 50,000 population). One of the main goals of Section 5311 funding is to enhance the access of people in non-urbanized areas to health care, shopping, education, employment, public services, and recreation.

- **Section 5311(b)(3) Rural Technical Assistance Program (RTAP)** provides funds to support the training and technical assistance needs of rural transit operators and drivers.

- **CARES Act / ARPA** provides emergency assistance. All capital, operating, and planning activities normally eligible under Sections 5307 & 5311 are eligible. SDDOT awarded the funds for provider operating and state administration.

The SDDOT administers state dollars funded through the state legislature to help meet the local matching fund requirements of sub grantees. The SDDOT and the South Dakota Department of Human Services, Division of Long-Term Services and Supports (LTSS) work in close coordination on matters pertaining to transportation services for people who are elderly or have disabilities. Each year, LTSS provides funds which are dispersed through the SDDOT to offset transportation costs for some agencies. Transportation is considered a supportive function eligible through Title III-B. These funds are referred to as Title III-B funds throughout this book.

# South Dakota Communities Served By Rural Transit Providers



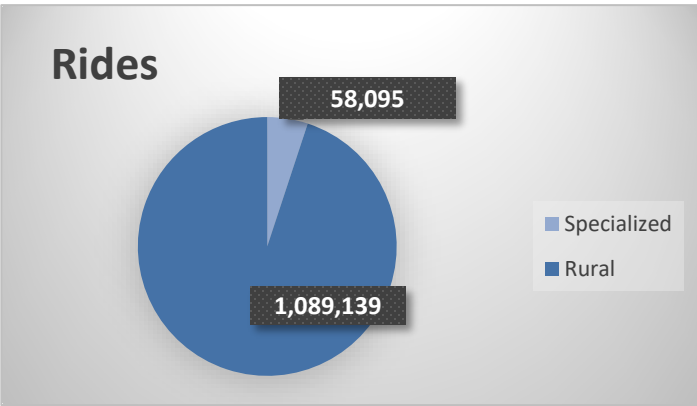
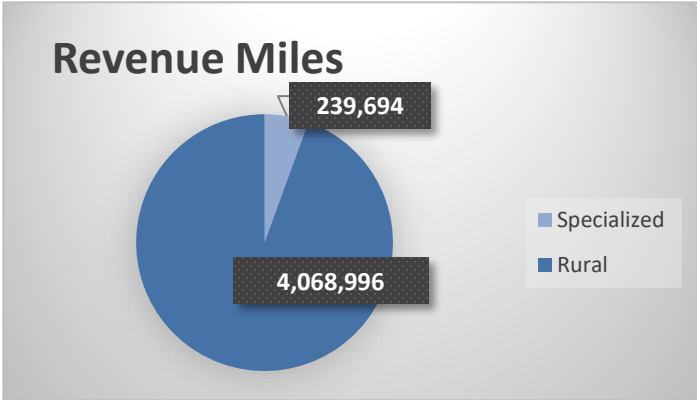
June 2022

# Public Transit in South Dakota



## Operational Statistics

	Operational Statistics	
	Revenue Vehicle Miles	Rides
Rural	4,068,996	1,089,139
Specialized	239,694	58,095
<b>Total</b>	<b>4,308,690</b>	<b>1,147,234</b>



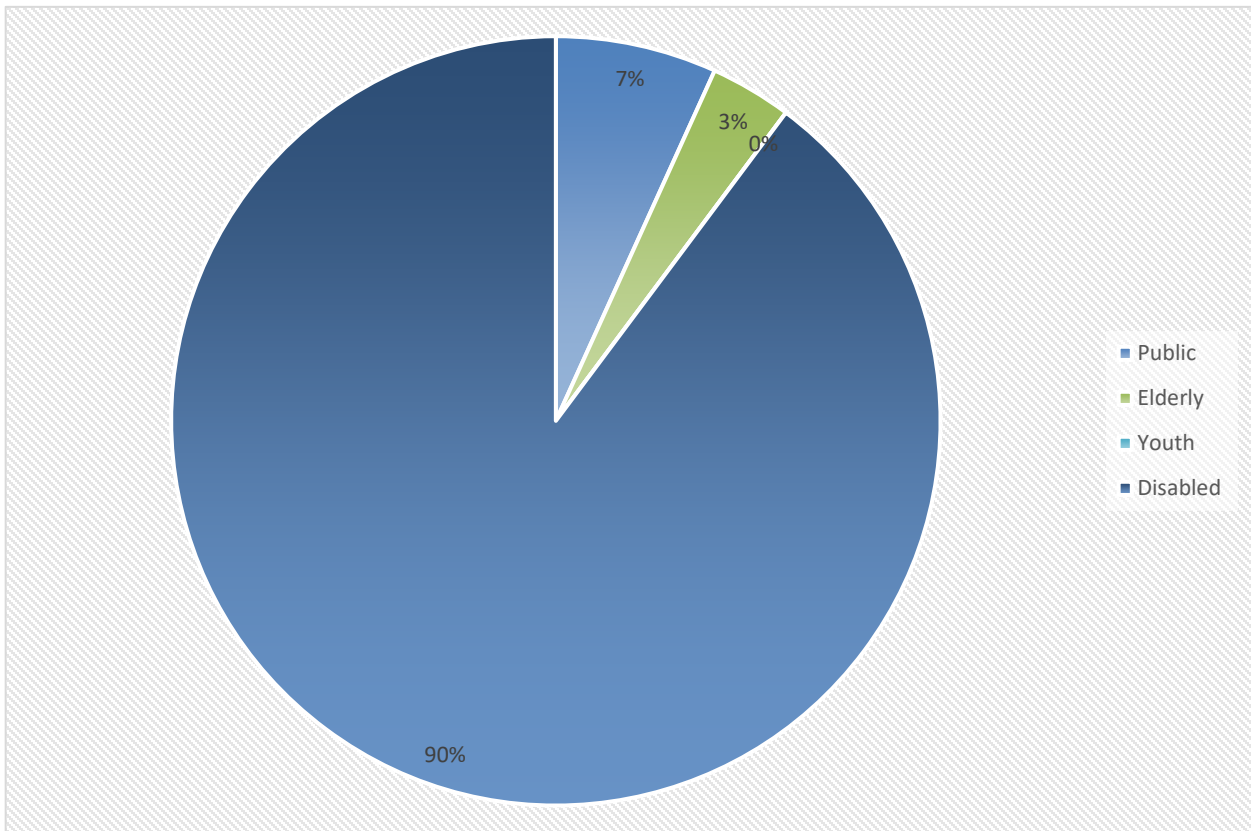


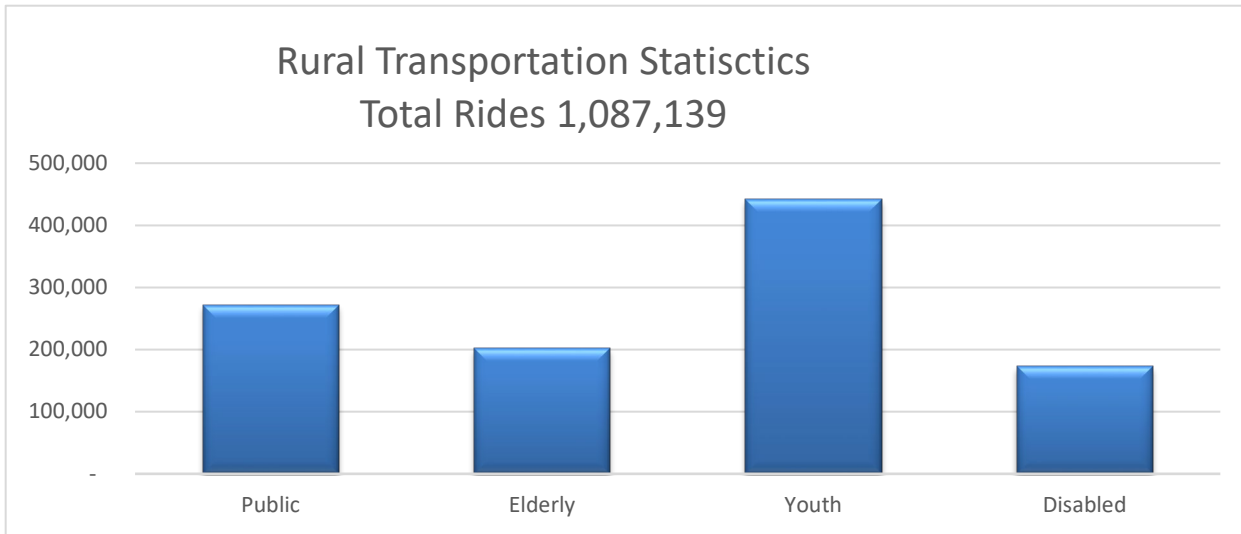
## Specialized Transportation Statistics

---

In FY 2022, 49 vehicles funded under FTA Section 5309, 5339 and 5310 programs provided specialized transportation in South Dakota. These vehicles total traveled 239,694 miles and provided 58,095 rides.

Like prior years, the pie chart indicates citizens with disabilities were the major users of specialized transportation services in South Dakota during Fiscal Year 2022.





During Fiscal Year 2022, 13 organizations provided rural public demand-response transportation services in South Dakota. These organizations operated 362 vehicles and contracted with several taxicab companies. These vehicles traveled 4,068,996 revenue miles and provided 1,087,139 rides.

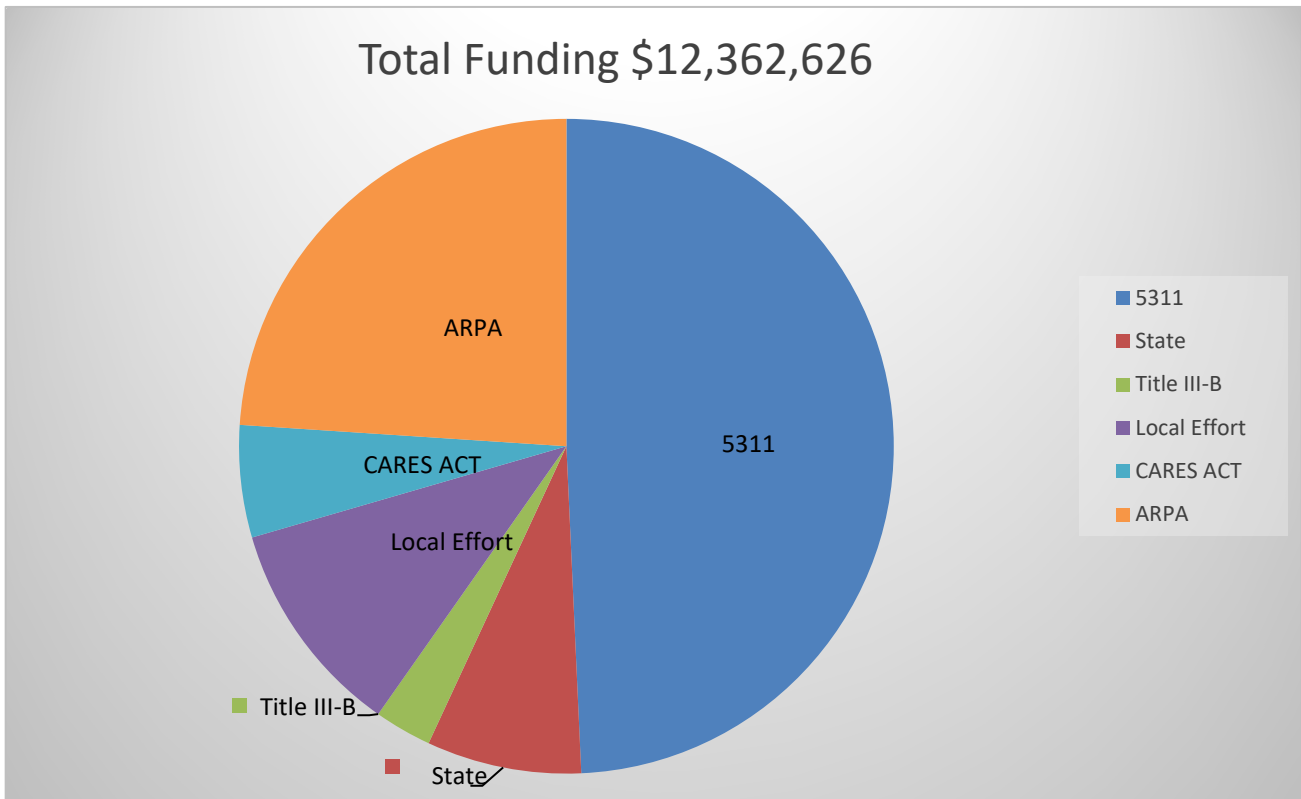
The Section 5311 program treats project administration expenses as a separate cost category from capital and operating expenses. Administration expenses are considered “non-operating” and are funded at 82.82% federal share. Operating expenses are considered those costs directly related to system operation. Net operating expenses remain after operating revenues are subtracted from eligible operating expenses.

Operating expenses are funded at 51.76% federal share of the net operating expenses. Local funds for the rural transit agencies total over \$1.3 million to keep the rural public transits operating. Local funds for the purposes of this report may include contracts with other agencies, revenue generated from advertising, fares, Medicaid and others. If transit agencies expend all federal funds before the end of the fiscal year, local funds cover the remaining operational expenses for the year.



## Funding Sources of Rural Public Transit Systems

ARPA	Cares Act	5311- Expended	State	Title III-B	Local Effort* (other than state and Title IIIB)	Total
\$2,961,961	\$684,630	\$6,091,805	\$944,217	\$350,597	\$1,329,416	<b>\$12,362,626</b>



\*Local effort is a combination of Medicaid, contracts, revenue, and other sources of local funds from the communities served. The total local effort does not take into consideration state funds or Title III-B Funds. These two funds are an allowable source of local match.

## Aberdeen Ride Line- Aberdeen, South Dakota



**Address:** 205 North 4<sup>th</sup> St. Aberdeen, SD 57401  
**Phone:** (605)626-3333  
**Contact:** Rich Krokell  
**Email:** rich.krokell@aberndeen.sd.us  
**Website:** aberdeen.sd.us

### System Characteristics

**Service Type:** Demand Response  
**Service Hours:** M-F 7:15AM-6:30PM  
**Fare Structure:** \$2 one-way  
**Service Area:** City of Aberdeen

### Ridership Characteristics

<b>Elderly</b>	10,688
<b>Disabled</b>	6,163
<b>Youth</b>	38,658
<b>Public</b>	<u>12,797</u>
<b>Total</b>	68,306

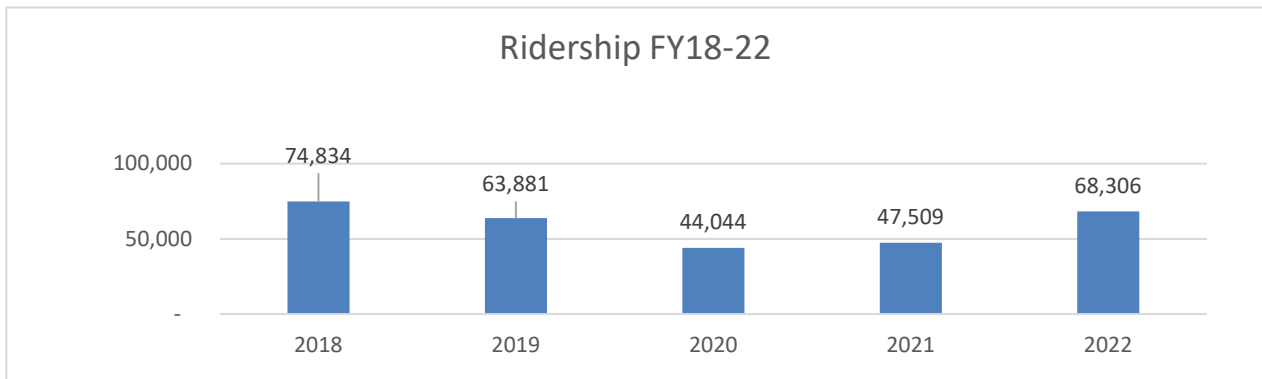
### Ride Type

<b>Medical</b>	6,418
<b>Employment</b>	14,124
<b>Nutrition</b>	98
<b>Social</b>	6,654
<b>Education</b>	36,304
<b>Shopping</b>	4,206
<b>Other</b>	<u>502</u>
<b>Total</b>	68,306

### Funding and Expenditures

<b>Section 5311</b>	\$281,150
<b>ARPA</b>	\$118,554
<b>Revenue</b>	\$168,902
<b>Local Match</b>	\$150,462
<b>Title III-B Funds**</b>	<u>\$ 15,196</u>
<b>Total</b>	\$734,264
<b>State Funds**</b>	\$ 49,070
<b>Total Cost Per Ride</b>	\$ 10.75
<b>Total Cost Per Mile</b>	\$ 4.25
<b>State &amp; Federal Cost Per Ride</b>	\$ 6.79
<b>State &amp; Federal Cost per Mile</b>	\$ 2.69

**Total Revenue Hours** 15,045  
**Total Revenue Miles** 172,700



\*\* State and Federal Cost per ride/mile is Section 5311, Title III-B Funds and State Funds together divided by rides/miles.

## Brandon Transit- Brandon, South Dakota



**Address:** 304 Main St. Brandon, SD 57005  
**Phone:** (605) 582-3553  
**Contact:** Scott Finck  
**Email:** sfinck@rocsinc.org  
**Website:** cityofbrandon.org

### System Characteristics

**Service Type:** Demand Response  
**Service Hours:** M-F 8AM-3:30PM  
**Fare Structure:** \$2.00 one-way  
**Service Area:** City of Brandon

### Ridership Characteristics

<b>Elderly</b>	2,772
<b>Disabled</b>	1,365
<b>Youth</b>	7,106
<b>Public</b>	126
<b>Total</b>	11,369

### Ride Type

Medical	1,042
Employment	1,322
Nutrition	12
Social	757
Education	6,950
Shopping	1,286
<u>Other</u>	0
<b>Total</b>	11,369

### Funding and Expenditures

Section 5311	\$ 53,748
ARPA	\$ 29,638
Revenue	\$ 18,788
Local Match	\$ 0
<u>Title III-B Funds**</u>	\$ 1,131
<b>Total</b>	\$103,305

**State Funds\*\*** \$ 32,527

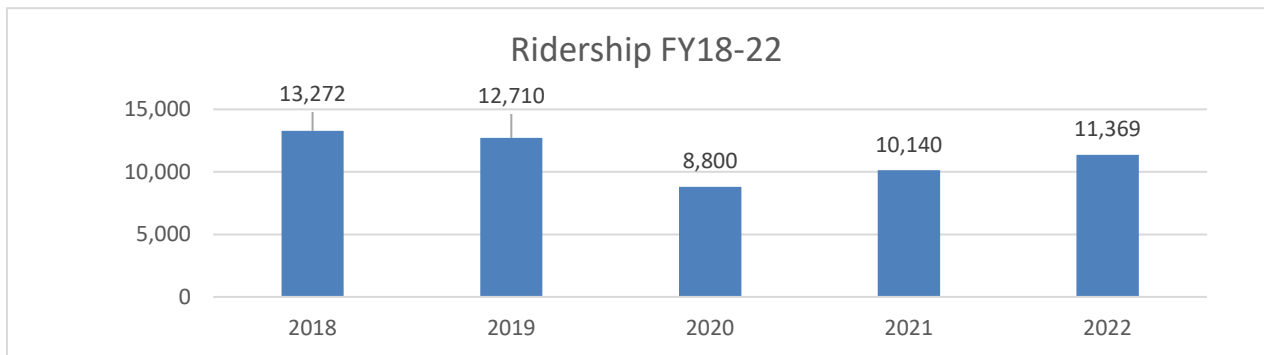
**Total Cost Per Ride** \$ 9.09

**Total Cost Per Mile** \$ 4.24

**State & Federal Cost Per Ride** \$ 10.30

**State & Federal Cost per Mile** \$ 4.80

**Total Revenue Hours** 3,131  
**Total Revenue Miles** 24,387



\*\* State and Federal Cost per ride/mile is Section 5311, Title III-B Funds and State Funds together divided by rides/miles.

# Brookings Area Transit Authority - Brookings, South Dakota



**Address:** 418 Western Ave. Brookings, SD 57006  
**Phone:** (605)692-5416  
**Contact:** Travis Bortnem  
**Email:** tbortnem@batabus.com  
**Website:** batabus.com

## System Characteristics

**Service Type:** Demand Response  
**Service Hours:** M-F 5AM-11PM  
**Fare Structure:** \$3 one-way trip  
**Service Area:** Brookings, Aurora, Volga, Sinai, Bruce, Bushnell, White, Flandreau, Estelline, Elkton, Freeman, Arlington, Menno, Bridgewater, Marion, Salem, Parkston, Olivette & Canistota

## Ridership Characteristics

<b>Elderly</b>	20,085
<b>Disabled</b>	20,535
<b>Youth</b>	51,109
<b>Public</b>	<u>50,665</u>
<b>Total</b>	142,394

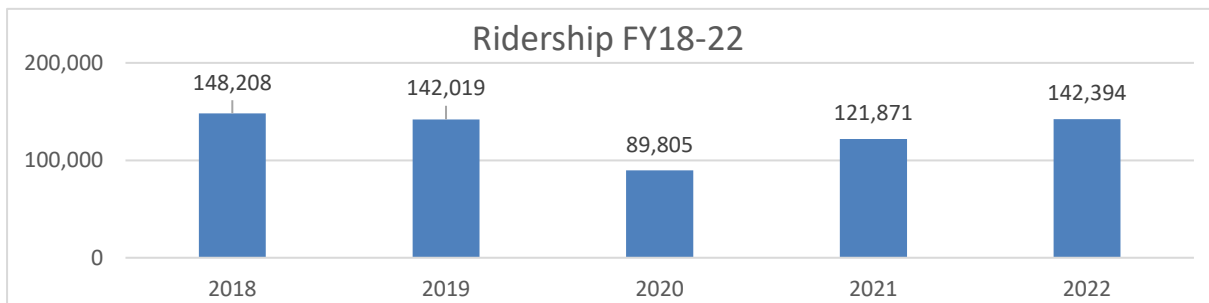
## Ride Type

<b>Medical</b>	13,819
<b>Employment</b>	25,939
<b>Nutrition</b>	6,571
<b>Social</b>	42,694
<b>Education</b>	43,573
<b>Shopping</b>	9,798
<b>Other</b>	<u>0</u>
<b>Total</b>	142,394

## Funding and Expenditures

<b>Section 5311</b>	\$ 512,063
<b>ARPA</b>	\$ 326,023
<b>CARES Act</b>	\$ 207,303
<b>Revenue</b>	\$ 448,042
<b>Local Match</b>	\$ 6,654
<b>Title III-B Funds**</b>	<u>\$ 19,883</u>
<b>Total</b>	\$1,519,968
<b>State Funds**</b>	\$ 125,300
<b>Total Cost Per Ride</b>	\$ 10.67
<b>Total Cost Per Mile</b>	\$ 3.76
<b>State &amp; Federal Cost Per Ride</b>	\$ 8.36
<b>State &amp; Federal Cost per Mile</b>	\$ 2.94

<b>Total Revenue Hours</b>	31,541
<b>Total Revenue Miles</b>	404,540



\*\* State and Federal Cost per ride/mile is Section 5311, Title III-B Funds and State Funds together divided by rides/miles.

# Community Transit of Watertown/Sisseton, Inc.

## Watertown, South Dakota



**Address:** 811 4<sup>th</sup> Ave. East Sisseton, SD 57262  
**Phone:** (605)882-5287  
**Contact:** Terry Hoffman & Kathy Holman  
**Email:** terry@communitytransitws.com & comtran@venturecomm.net  
**Website:** communitytransitws.com

### System Characteristics

**Service Type:** Demand Response  
**Service Hours:** Varies on based on site  
**Fare Structure:** \$3 one-way trip. Out of town varies based on mileage and passengers.  
**Service Area:** Campbell, McPherson, Edmunds, Marshall, Day, Roberts, Grant and Lincoln

### Ridership Characteristics

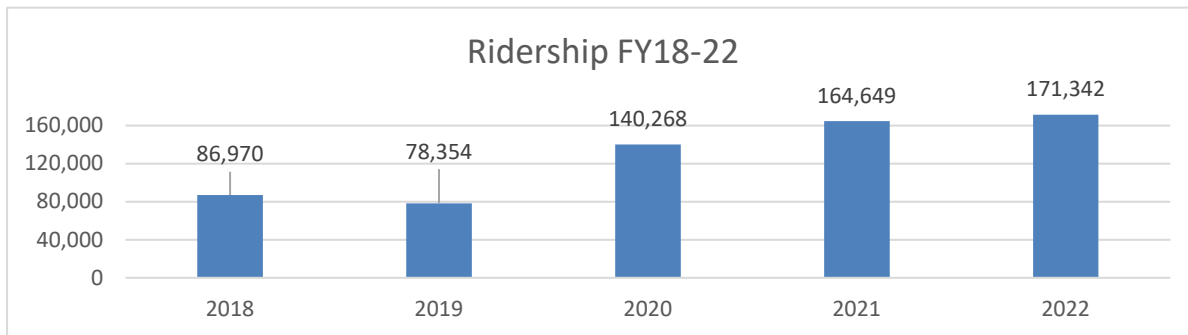
<b>Elderly</b>	46,533
<b>Disabled</b>	12,095
<b>Youth</b>	82,076
<b>Public</b>	<u>30,638</u>
<b>Total</b>	171,342

### Ride Type

Medical	23,285
Employment	22,581
Nutrition	17,079
Social	13,602
Education	77,927
Shopping	16,868
<u>Other</u>	<u>0</u>
<b>Total</b>	171,342

### Funding and Expenditures

<b>Section 5311</b>	\$ 843,875
<b>ARPA</b>	\$ 385,299
<b>CARES Act</b>	\$ 203,292
<b>Revenue</b>	\$ 496,373
<b>Local Match</b>	\$ 38,955
<b>Title III-B Funds**</b>	<u>\$ 47,195</u>
<b>Total</b>	\$2,014,989
<b>State Funds**</b>	\$ 137,301
<b>Total Cost Per Ride</b>	\$ 11.76
<b>Total Cost Per Mile</b>	\$ 2.88
<b>State &amp; Federal Cost Per Ride</b>	\$ 9.44
<b>State &amp; Federal Cost per Mile</b>	\$ 2.31



In FY20 Community Transit of Sisseton combined with Watertown Area Transit.

\*\* State and Federal Cost per ride/mile is Section 5311, Title III-B Funds and State Funds together divided by rides/miles.

# East Dakota Transit- Madison, South Dakota



**Address:** 820 SW 7<sup>th</sup> St. Madison, SD 57042  
**Phone:** (605)256-5810  
**Contact:** Scott Finck  
**Email:** sfinck@rocsinc.com  
**Website:** eastdakotatransit.org

## System Characteristics

**Service Type:** Demand Response  
**Service Hours:** M-F 8AM-4PM  
 Sunday 8AM-12PM  
**Fare Structure:** \$2 per one-way trip  
**Service Area:** City of Madison

## Ridership Characteristics

<b>Elderly</b>	2,865
<b>Disabled</b>	5,942
<b>Youth</b>	5,081
<b>Public</b>	<u>456</u>
<b>Total</b>	14,344

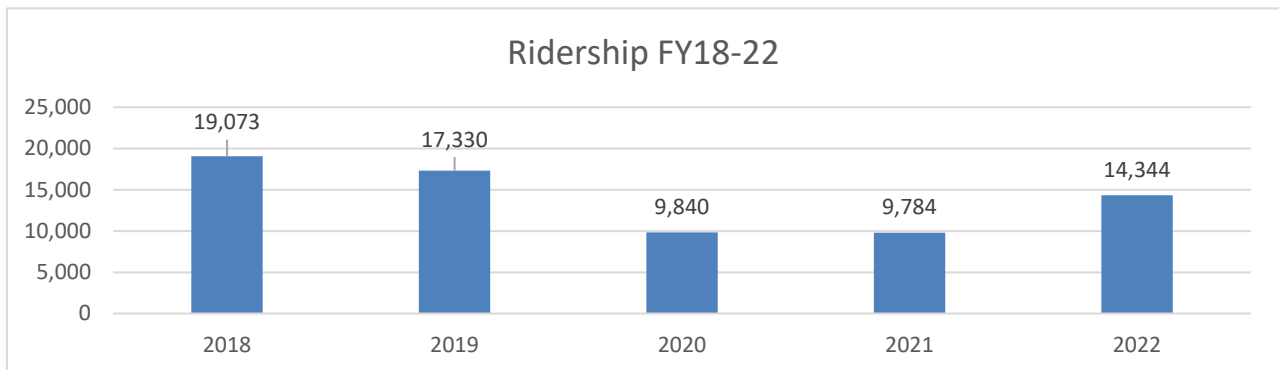
## Ride Type

<b>Medical</b>	1,126
<b>Employment</b>	7,603
<b>Nutrition</b>	0
<b>Social</b>	157
<b>Education</b>	5,112
<b>Shopping</b>	346
<b>Other</b>	<u>0</u>
<b>Total</b>	14,344

## Funding and Expenditures

<b>Section 5311</b>	\$ 85,510
<b>CARES Act*</b>	\$ 6,697
<b>ARPA</b>	\$ 29,638
<b>Revenue</b>	\$ 19,724
<b>Local Match</b>	\$ 11,831
<b>Title III-B Funds**</b>	<u>\$ 4,809</u>
<b>Total</b>	\$ 158,209
<b>State Funds**</b>	\$ 34,518
<b>Total Cost Per Ride</b>	\$ 11.03
<b>Total Cost Per Mile</b>	\$ 5.36
<b>State &amp; Federal Cost Per Ride</b>	\$ 11.24
<b>State &amp; Federal Cost per Mile</b>	\$ 5.46

**Total Revenue Hours** 3,085  
**Total Revenue Miles** 29,529



\*\* State and Federal Cost per ride/mile is Section 5311, Title III-B Funds and State Funds together divided by rides/miles.



## Palace Transit-Mitchell, South Dakota



**Address:** 300 West 1<sup>st</sup> Ave. Mitchell, SD 57301  
**Phone:** (605) 995-8440  
**Contact:** Jessica Pickett  
**Email:** jpickett@cityofmitchell.org  
**Website:** cityofmitchell.org

### System Characteristics

**Service Type:** Demand Response  
**Service Hours:** M-F 5:30am-6pm  
 Sat/Sun 7-4pm & 7-2pm  
**Fare Structure:** \$2-\$3 per one-way trip  
**Service Area:** City of Mitchell

### Ridership Characteristics

<b>Elderly</b>	21,398
<b>Disabled</b>	13,863
<b>Youth</b>	33,815
<b>Public</b>	<u>6,027</u>
<b>Total</b>	75,103

### Ride Type

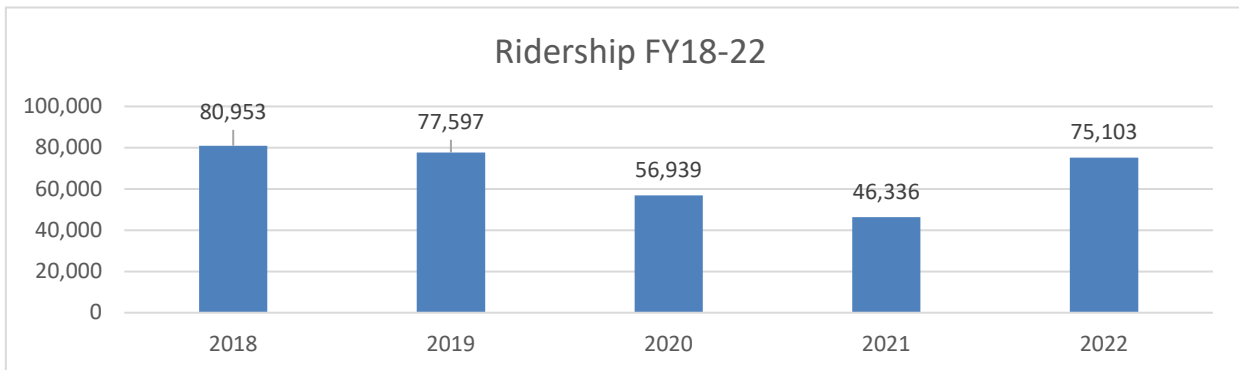
<b>Medical</b>	9,446
<b>Employment</b>	18,966
<b>Nutrition</b>	907
<b>Social</b>	15,003
<b>Education</b>	28,608
<b>Shopping</b>	2,173
<b>Other</b>	<u>0</u>
<b>Total</b>	75,103

### Funding and Expenditures

<b>Section 5311</b>	\$ 371,154
<b>ARPA</b>	\$ 177,830
<b>Revenue</b>	\$ 322,667
<b>Local Match</b>	\$ 129,383
<b>Title III-B Funds**</b>	<u>\$ 19,697</u>
<b>Total</b>	\$1,020,731

**State Funds\*\*** \$ 69,028

<b>Total Cost Per Ride</b>	\$ 13.59
<b>Total Cost Per Mile</b>	\$ 7.08
<b>State &amp; Federal Cost Per Ride</b>	\$ 8.49
<b>State &amp; Federal Cost per Mile</b>	\$ 4.42



\*\* State and Federal Cost per ride/mile is Section 5311, Title III-B Funds and State Funds together divided by rides/miles.

## People's Transit-Huron, South Dakota



**Address:** 120 Wyoming SW Huron, SD 57350  
**Phone:** (605) 353-0100  
**Contact:** Gayle Kludt  
**Email:** [gayle.peoplestransit@midconetwork.com](mailto:gayle.peoplestransit@midconetwork.com)  
**Website:** [peoplestransithuron.com](http://peoplestransithuron.com)

### System Characteristics

**Service Type:** Demand Response  
**Service Hours:** M-F 6AM-6PM  
**Fare Structure:** Youth \$2.50  
                   Adult \$3.50  
**Service Area:** Beadle & Sanborn Counties

### Ridership Characteristics

<b>Elderly</b>	10,083
<b>Disabled</b>	8,781
<b>Youth</b>	28,018
<b><u>Public</u></b>	<u>14,885</u>
<b>Total</b>	<b>61,767</b>

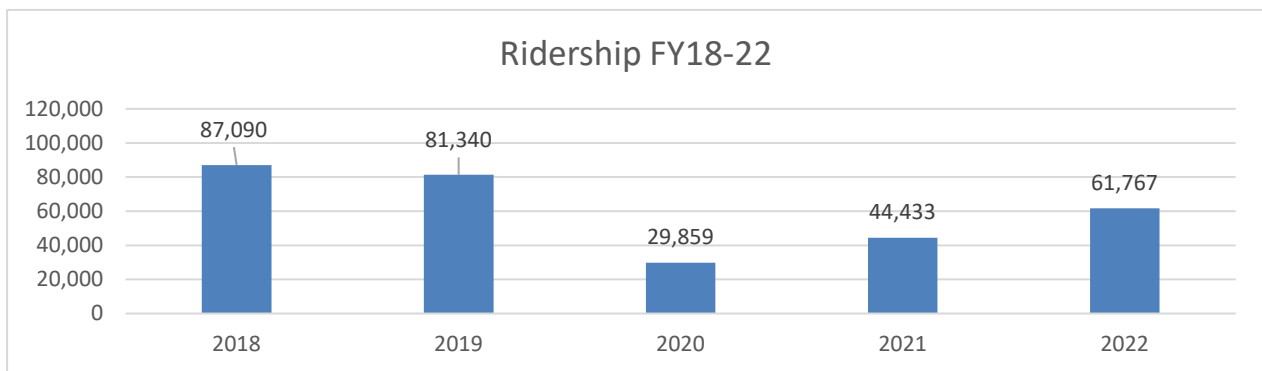
### Ride Type

<b>Medical</b>	13,759
<b>Employment</b>	11,641
<b>Nutrition</b>	2,355
<b>Social</b>	9,851
<b>Education</b>	20,710
<b>Shopping</b>	1,980
<b><u>Other</u></b>	<u>1,471</u>
<b>Total</b>	<b>61,767</b>

### Funding and Expenditures

<b>Section 5311</b>	\$ 274,771
<b>CARES Act*</b>	\$ 147,605
<b>ARPA</b>	\$ 148,192
<b>Revenue</b>	\$ 150,875
<b>Local Match</b>	\$ 3,060
<b><u>Title III-B Funds**</u></b>	<u>\$ 19,096</u>
<b>Total</b>	<b>\$ 743,599</b>
<b>State Funds**</b>	<b>\$ 54,784</b>
<b>Total Cost Per Ride</b>	<b>\$ 12.04</b>
<b>Total Cost Per Mile</b>	<b>\$ 3.53</b>
<b>State &amp; Federal Cost Per Ride</b>	<b>\$ 10.43</b>
<b>State &amp; Federal Cost per Mile</b>	<b>\$ 3.06</b>

<b>Total Revenue Hours</b>	13,987
<b>Total Revenue Miles</b>	210,780



\*\* State and Federal Cost per ride/mile is Section 5311, Title III-B Funds and State Funds together divided by rides/miles.

## Prairie Hills Transit- Spearfish, South Dakota



**Address:** 2015 Tumble Weed Trail Spearfish, SD 57783  
**Phone:** (605) 642-6613  
**Contact:** Barb Cline  
**Email:** bkcline@prairiehillstransit.com  
**Website:** prairiehillstransit.com

### System Characteristics

**Service Type:** Demand Response  
**Service Hours:** Varies by community.  
**Fare Structure:** \$2-\$2.50 local trip  
**Service Area:** Lawrence, Meade, Custer, Fall River, Butte, Perkins, Bennett and Pennington County

### Ridership Characteristics

<b>Elderly</b>	22,235
<b>Disabled</b>	9,876
<b>Youth</b>	34,619
<b>Public</b>	<u>40,693</u>
<b>Total</b>	107,423

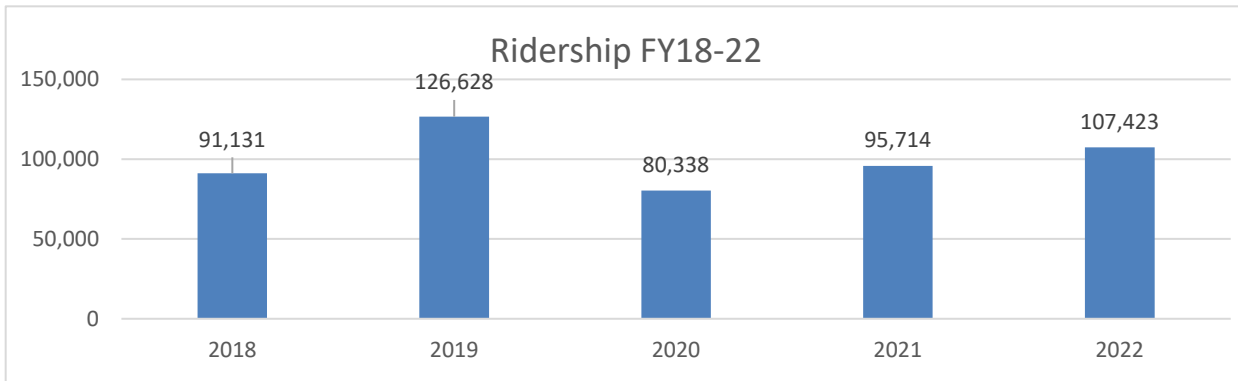
### Ride Type

<b>Medical</b>	20,303
<b>Employment</b>	29,599
<b>Nutrition</b>	9,826
<b>Social</b>	5,127
<b>Education</b>	27,244
<b>Shopping</b>	15,314
<b>Other</b>	<u>10</u>
<b>Total</b>	107,423

### Funding and Expenditures

<b>Section 5311</b>	\$ 859,942
<b>ARPA</b>	\$ 385,299
<b>CARES Act*</b>	\$ 46,637
<b>Revenue</b>	\$ 472,082
<b>Local Match</b>	\$ 6,694
<b>Title III-B Funds**</b>	<u>\$ 103,803</u>
<b>Total</b>	\$1,874,457
<b>State Funds**</b>	\$ 92,445
<b>Total Cost Per Ride</b>	\$ 17.45
<b>Total Cost Per Mile</b>	\$ 3.04
<b>State &amp; Federal Cost Per Ride</b>	\$ 13.85
<b>State &amp; Federal Cost per Mile</b>	\$ 2.79

<b>Total Revenue Hours</b>	37,715
<b>Total Revenue Miles</b>	615,951



Prairie Hills Transit took over service in Perkins Co. previously served under Arrow Transit in 2019.

\*\* State and Federal Cost per ride/mile is Section 5311, Title III-B Funds and State Funds together divided by rides/miles.

# River Cities Transit- Pierre, South Dakota



**Address:** 1600 East Dakota Ave. Pierre, SD 57501  
**Phone:** (605) 945-2360  
**Contact:** Ron Baumgart  
**Email:** rbaumgart@rcptransit.com  
**Website:** rcptransit.com

## System Characteristics

**Service Type:** Demand Response  
**Service Hours:** 24-7  
**Fare Structure:** \$2 + \$0.25 per mile for prescheduled rides  
**Service Area:** Hughes, Stanley, Hand, Hyde, Dewey Ziebach, Haakon, East Pennington, Jones, Lyman, N. Jackson, Potter & Sully County.

## Ridership Characteristics

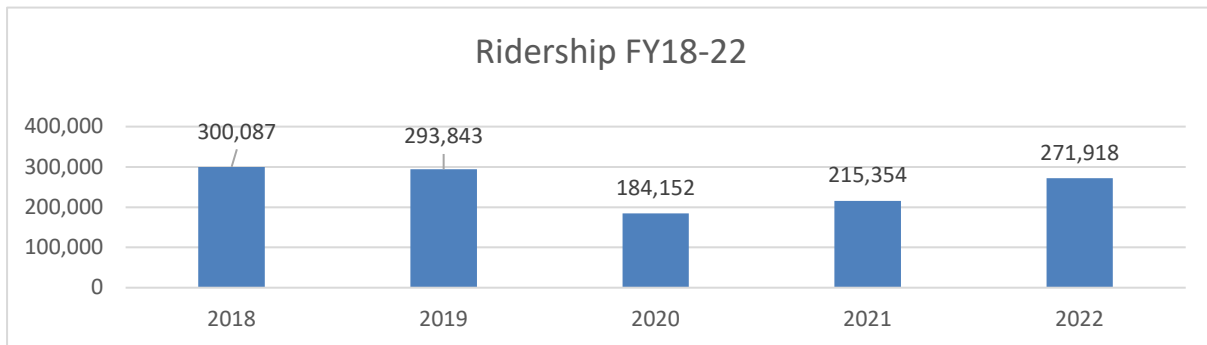
<b>Elderly</b>	29,933
<b>Disabled</b>	48,680
<b>Youth</b>	103,604
<b>Public</b>	<u>89,701</u>
<b>Total</b>	271,918

## Ride Type

<b>Medical</b>	18,395
<b>Employment</b>	73,006
<b>Nutrition</b>	4,533
<b>Social</b>	76,888
<b>Education</b>	93,386
<b>Shopping</b>	4,059
<b>Other</b>	<u>1,651</u>
<b>Total</b>	271,918

## Funding and Expenditures

<b>Section 5311</b>	\$ 1,883,268
<b>ARPA</b>	\$ 800,237
<b>Revenue</b>	\$ 556,709
<b>Local Match</b>	\$ 729,391
<b>Title III-B Funds**</b>	<u>\$ 51,869</u>
<b>Total</b>	\$ 4,021,474
<b>State Funds**</b>	\$ 153,576
<b>Total Cost Per Ride</b>	\$ 14.79
<b>Total Cost Per Mile</b>	\$ 4.65
<b>State &amp; Federal Cost Per Ride</b>	\$ 10.62
<b>State &amp; Federal Cost per Mile</b>	\$ 3.34



\*\* State and Federal Cost per ride/mile is Section 5311, Title III-B Funds and State Funds together divided by rides/miles.

# Rural Office of Community Services- Wagner, South Dakota



**Address:** 106 West Avenue SW Wagner, SD 57380  
**Phone:** (605) 384-3883  
**Contact:** Andrea Irwin  
**Email:** rocs@rocsinc.org  
**Website:** www.rocsinc.org/transit

## System Characteristics

**Service Type:** Demand Response  
**Service Hours:** 8AM-4:30PM  
**Fare Structure:** Varies by community.  
**Service Area:** Aurora, Bon Homme, Brule, Charles Mix, Douglas, Gregory, Jerauld, Kingsbury, Lincoln, Lyman, McCook, Miner, Moody, Minnehaha, Tripp, Turner & Union Counties

## Ridership Characteristics

<b>Elderly</b>	22,477
<b>Disabled</b>	16,001
<b>Youth</b>	30,105
<b>Public</b>	<u>4,573</u>
<b>Total</b>	73,156

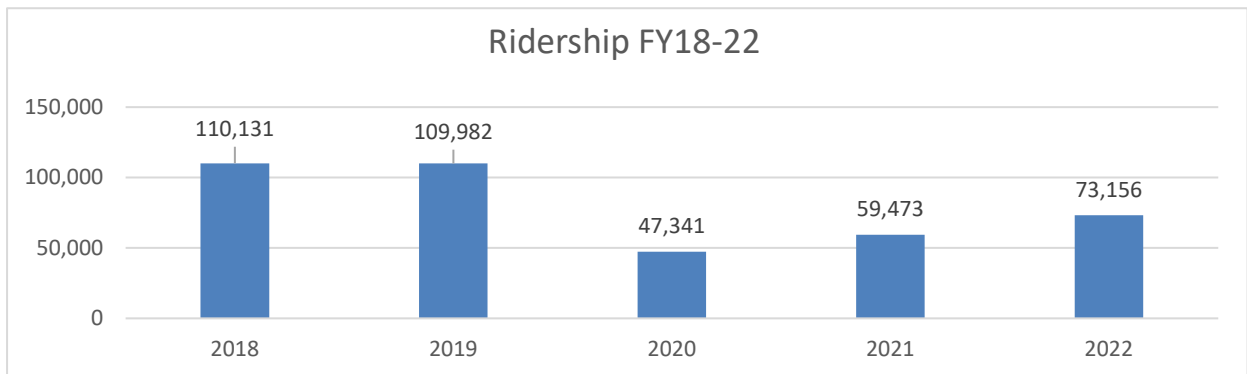
## Ride Type

Medical	12,835
Employment	10,678
Nutrition	3,559
Social	5,974
Education	32,319
Shopping	7,776
<u>Other</u>	<u>15</u>
<b>Total</b>	73,156

## Funding and Expenditures

<b>Section 5311</b>	\$ 495,246
<b>ARPA</b>	\$ 326,023
<b>Revenue</b>	\$ 444,542
<b>Local Match</b>	\$ 155,707
<b>Title III-B Funds**</b>	<u>\$ 42,822</u>
<b>Total</b>	\$1,464,340
<b>State Funds**</b>	\$ 66,053
<b>Total Cost Per Ride</b>	\$ 20.02
<b>Total Cost Per Mile</b>	\$ 2.21
<b>State &amp; Federal Cost Per Ride</b>	\$ 12.71
<b>State &amp; Federal Cost per Mile</b>	\$ 1.40

<b>Total Revenue Hours</b>	37,689
<b>Total Revenue Miles</b>	662,181



\*\* State and Federal Cost per ride/mile is Section 5311, Title III-B Funds and State Funds together divided by rides/miles.

# Standing Rock Public Transit- Fort Yates, North Dakota



**Address:** 9299 HWY 24 Fort Yates, ND 58538  
**Phone:** (701) 854-8090  
**Contact:** Pam Ternes  
**Email:** pam.ternes@sittingbull.edu  
**Website:** sittingbull.edu/sitting-bull-college/community/transport

## System Characteristics

**Service Type:** Demand Response  
**Service Hours:** 6am-6pm  
**Fare Structure:** \$5 one-way  
**Service Area:** Corson and Walworth Counties in SD\*

## Ridership Characteristics

<b>Elderly</b>	573
<b>Disabled</b>	78
<b>Youth</b>	4,393
<b>Public</b>	3,171
<b>Total</b>	8,215

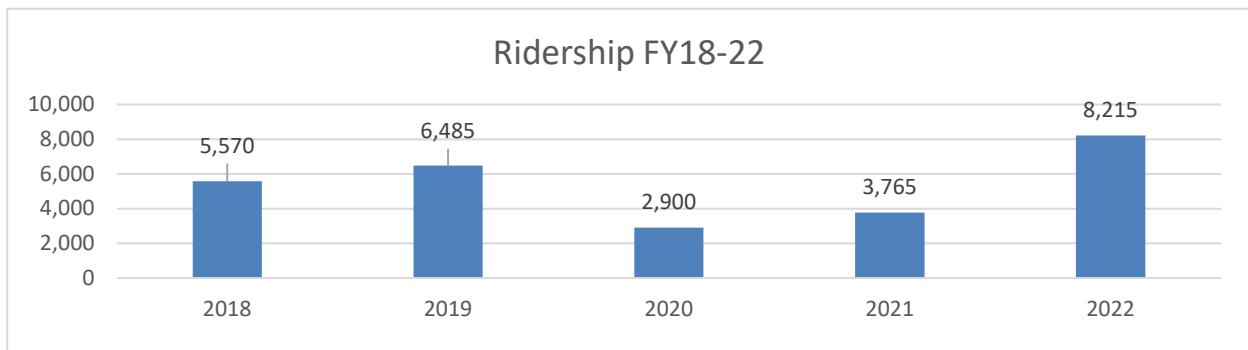
## Ride Type

<b>Medical</b>	342
<b>Employment</b>	2,221
<b>Nutrition</b>	0
<b>Social</b>	0
<b>Education</b>	5,078
<b>Shopping</b>	574
<b>Other</b>	0
<b>Total</b>	8,215

## Funding and Expenditures

<b>Section 5311</b>	\$ 25,414
<b>ARPA</b>	\$ 27,759
<b>Revenue</b>	\$ 8,884
<b>Local Match</b>	\$ 43,657
<b>Title III-B Funds**</b>	\$ 0
<b>Total</b>	\$ 105,714
<b>State Funds**</b>	\$ 23,977
<b>Total Cost Per Ride</b>	\$ 12.87
<b>Total Cost Per Mile</b>	\$ 1.49
<b>State &amp; Federal Cost Per Ride</b>	\$ 9.39
<b>State &amp; Federal Cost per Mile</b>	\$ 1.08

**Total Revenue Hours** 3,305  
**Total Revenue Miles** 71,178



**Demographic Data for Standing Rock Public Transit:**

Corson and Walworth County's Combine Population: 9,746  
 Corson County population per square mile: 1.6 persons

Corson and Walworth County's Combine Square Mileage: 3,179  
 Walworth County population per square mile: 7.7 persons

**\*\* State and Federal Cost per ride/mile is Section 5311, Title III-B Funds and State Funds together divided by rides/miles**

# Vermillion Public Transit- Vermillion, South Dakota



**Address:** 604 ½ High St. Vermillion, SD 57069  
**Phone:** (605) 624-7433  
**Contact:** Barb Ballensky  
**Email:** barbb@sesdac.org  
**Website:** sesdac.org/services/vermillion-public-transit

## System Characteristics

**Service Type:** Demand Response  
**Service Hours:** M-F 8AM-5PM  
 SUN 9AM-1PM  
**Fare Structure:** Call for fare  
**Service Area:** Vermillion, Burbank and Meckling

## Ridership Characteristics

<b>Elderly</b>	3,184
<b>Disabled</b>	10,374
<b>Youth</b>	5,231
<b>Public</b>	<u>4,439</u>
<b>Total</b>	23,228

## Ride Type

<b>Medical</b>	2,421
<b>Employment</b>	13,069
<b>Nutrition</b>	230
<b>Social</b>	3,356
<b>Education</b>	703
<b>Shopping</b>	3,449
<b>Other</b>	<u>0</u>
<b>Total</b>	23,228

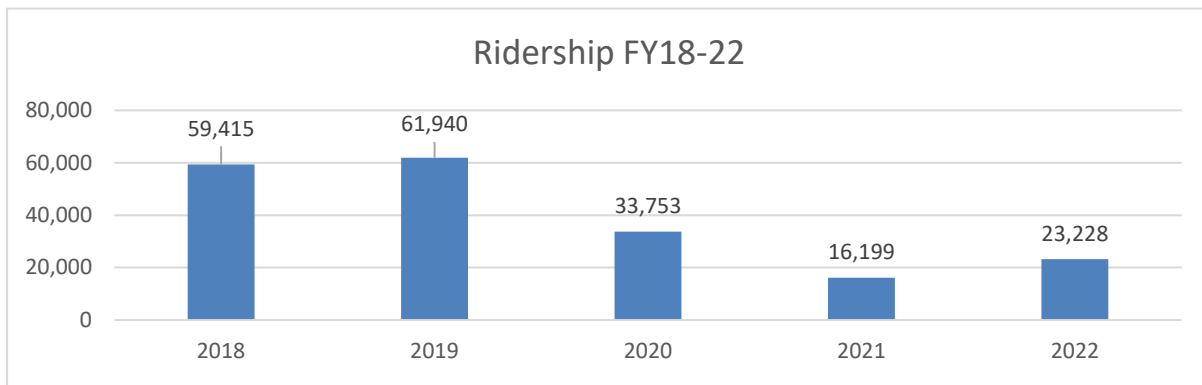
## Funding and Expenditures

<b>Section 5311</b>	\$ 96,138
<b>CARES Act</b>	\$ 57,564
<b>ARPA</b>	\$ 88,915
<b>Revenue</b>	\$ 80,547
<b>Local Match</b>	\$ 14,218
<b>Title III-B Funds**</b>	<u>\$ 10,598</u>
<b>Total</b>	\$ 347,980

**State Funds\*\*** \$ 46,101

<b>Total Cost Per Ride</b>	\$ 14.98
<b>Total Cost Per Mile</b>	\$ 9.41
<b>State &amp; Federal Cost Per Ride</b>	\$ 12.89
<b>State &amp; Federal Cost per Mile</b>	\$ 8.09

**Total Revenue Hours** 4,288  
**Total Revenue Miles** 36,994



\*\* State and Federal Cost per ride/mile is Section 5311, Title III-B Funds and State Funds together divided by rides/mi

# Yankton Transit- Yankton, South Dakota



**Address:** 901 East 7<sup>th</sup> St. Yankton, SD 57078  
**Phone:** (605) 665-4610  
**Contact:** Ron Baumgart  
**Email:** yanktontransit@iw.net  
**Website:** yanktontransit.com

## System Characteristics

**Service Type:** Demand Response  
**Service Hours:** M-F 7:30AM-5PM  
**Fare Structure:** \$2.50 one-way trip  
**Service Area:** City of Yankton and Yankton County

## Ridership Characteristics

<b>Elderly</b>	9,485
<b>Disabled</b>	19,506
<b>Youth</b>	18,329
<b>Public</b>	<u>13,253</u>
<b>Total</b>	60,573

## Ride Type

<b>Medical</b>	13,067
<b>Employment</b>	20,036
<b>Nutrition</b>	1,656
<b>Social</b>	7,481
<b>Education</b>	15,511
<b>Shopping</b>	2,822
<b>Other</b>	<u>0</u>
<b>Total</b>	60,573

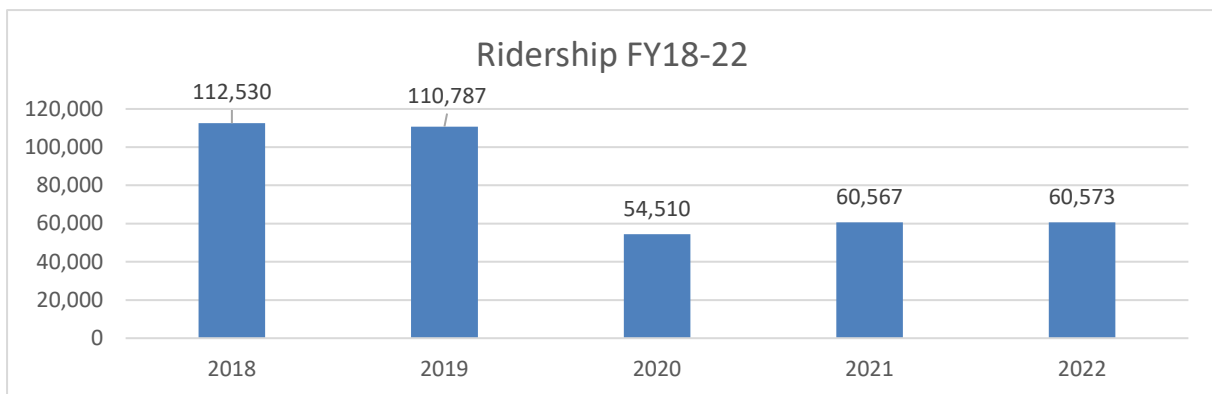
## Funding and Expenditures

<b>Section 5311</b>	\$ 304,215
<b>CARES Act</b>	\$ 15,532
<b>ARPA</b>	\$ 118,554
<b>Revenue</b>	\$ 160,977
<b>Local Match</b>	\$ 39,404
<b>Title III-B Funds**</b>	<u>\$ 14,498</u>
<b>Total</b>	\$ 653,180

**State Funds\*\*** \$ 59,537

<b>Total Cost Per Ride</b>	\$ 10.78
<b>Total Cost Per Mile</b>	\$ 4.96
<b>State &amp; Federal Cost Per Ride</b>	\$ 8.46
<b>State &amp; Federal Cost per Mile</b>	\$ 3.89

**Total Revenue Hours** 13,714  
**Total Revenue Miles** 131,708



\*\* State and Federal Cost per ride/mile is Section 5311, Title III-B Funds and State Funds together divided by rides/miles.





## Dakota Transit Association Conference

Aberdeen, South Dakota September 17<sup>th</sup>- 21<sup>st</sup>, 2022



The Dakota Transit Association (DTA) was formed in 1985 to address the need for greater communication between transportation providers and to serve as a unified voice for public transportation agencies within the state of North and South Dakota at the national level. Each year, transit agencies and State DOT's from both North and South Dakota meet for an annual conference. The conference awards ceremony is an opportunity to recognize those who have contributed their skills and talents to help make public transportation in the Dakotas as successful as it is today.



(Pictured from left to right: Agency of the Year, Prairie Hills Transit; Driver of the Year, Frank Vanek, Prairie Hills Transit; Outstanding Support Staff, Terry Hoffman, Community Transit of Watertown/Sisseton; Above and Beyond, Eric Peterson, River Cities Public Transit; Friend of Transit, Brad Haupt, Monument Health, Prairie Hills Transit.



## DTA Driver Training and Rodeo

Aberdeen, South Dakota - September 17th- 21st, 2022



The DTA hosts the annual Driver Rodeo as the kickoff to the DTA conference. The DTA Rodeo is an opportunity for drivers to gain recognition for their driving skills. While there are awards for the top finishers, winning is not the primary reason for this competition. The Rodeo is an opportunity to test their skills and meet others in the profession.

### Top 5 South Dakota Participants



(Pictured from left to right: Max Voller, River Cities Public Transit; Wambli Meeter, River Cities Public Transit; Gary Frederick, River Cities Public Transit; Dan Voight, Community Transit of Watertown-Sisseton; Eric Martinson, Community Transit of Watertown-Sisseton.

### Top 5 North Dakota Participants



(Pictured- Dustin Limberg, South Central Adult Services; Martin Brooks, South Central Adult Services; Brenda Reed, Souris Basin Transportation; Terry Holland, West River Transit; Don Havelka, Dickinson Pubic Transit).



The South Dakota Department of Transportation provides services without regard to race, color, gender, religion, national origin, age or disability, according to the provisions contained in SDCL 20-13, Title VI of the Civil Rights Act of 1964, the Rehabilitation Act of 1973, as amended, the Americans with Disabilities Act of 1990 and Executive Order 12898, Federal Actions to Address Environmental Justice in Minority Populations and Low-Income Populations, 1994.

Any person who has questions concerning this policy or wishes to file a discrimination complaint should contact the Department's Civil Rights Office at 605-773-3540.

**South Dakota Department of Transportation  
Division of Finance & Management  
Office of Air, Rail and Transit  
700 East Broadway Avenue  
Pierre, SD 57501-2586  
605-773-3574**

**200 Copies of this Book Were Printed.**