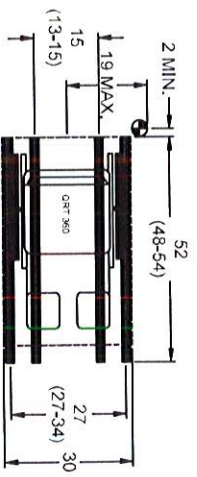



-RETRACTOR LOCATIONS

NOTE: SHOWN WITH MID HERFORDMAN SEATS
 19,500 CHASSIS 95" WIDE
 19,500 GVWR
 THIS FLOOR PLAN IS FOR ILLUSTRATION PURPOSES ONLY.
 A WEIGHT ANALYSIS HAS NOT YET BEEN PERFORMED.
 FINAL APPROVAL WITH A WEIGHT ANALYSIS IS REQUIRED UPON RECEIPT OF A
 COMPLETED ORDER WITH ALL OPTIONS SHOWN.
 OPTIONAL EQUIPMENT MAY BE SHOWN.
 THE SALES ORDER IN ACTU DICTATES ACTUAL OPTION CONTENT.



SCALE IN INCHES



CUSTOMER SIGNATURE

☐ APPROVED

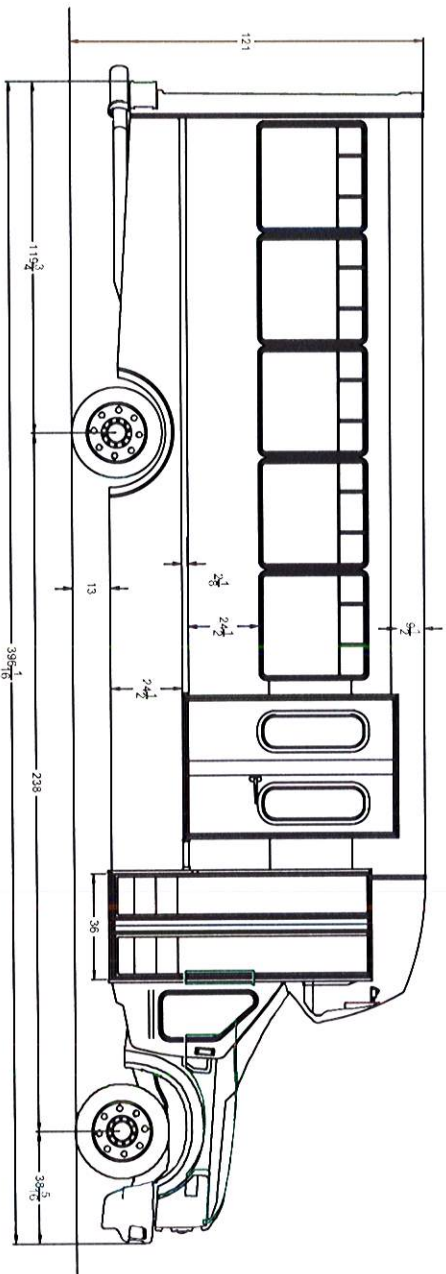
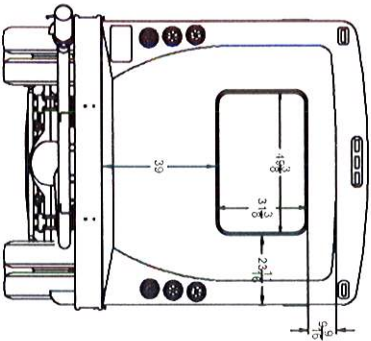
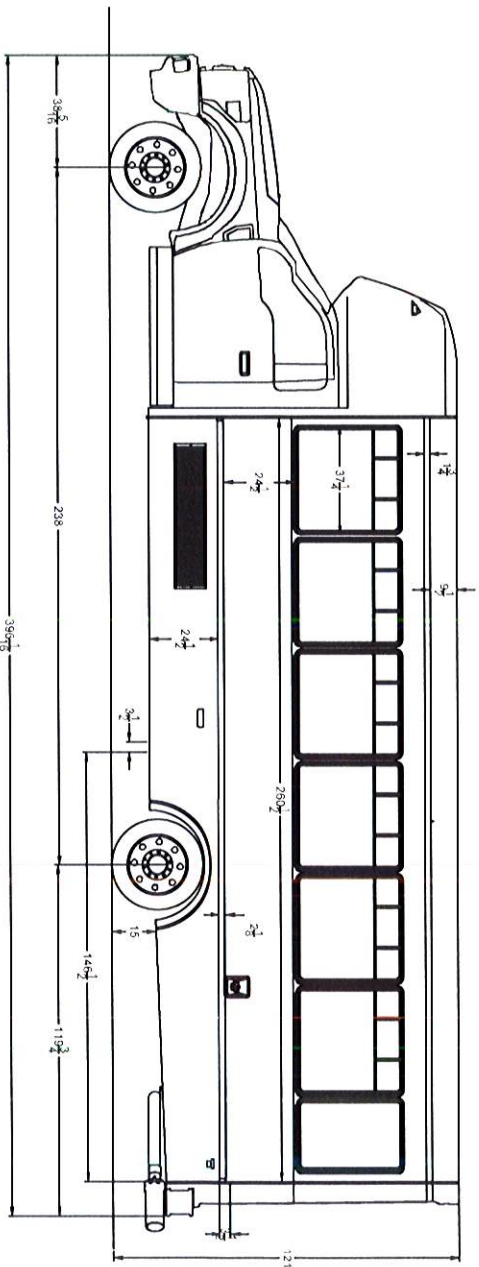
DEALER APPROVAL

THIS DRAWING AND THE REGISTRATION INFORMATION ARE THE
 EXCLUSIVE PROPERTY OF FOREST RIVER BUS, A DIVISION OF
 FOREST RIVER GROUP, INC. IT IS NOT TO BE COPIED OR
 REPRODUCED IN ANY MANNER WITHOUT THE WRITTEN
 CONSENT OF FOREST RIVER GROUP, INC. IT IS LOANED FOR
 USE WITH REFERENCE TO THE FOREST RIVER BUS, A
 DIVISION OF FOREST RIVER.

REV.	DESCRIPTION OF CHANGE	BY	CHK	DATE	ECN NO.	DATE	ECN NO.	DATE	ECN NO.
1.0									
2.0									
3.0									
4.0									
5.0									
6.0									
7.0									
8.0									
9.0									
10.0									
11.0									
12.0									
13.0									
14.0									
15.0									
16.0									
17.0									
18.0									
19.0									
20.0									
21.0									
22.0									
23.0									
24.0									
25.0									
26.0									
27.0									
28.0									
29.0									
30.0									
31.0									
32.0									
33.0									
34.0									
35.0									
36.0									
37.0									
38.0									
39.0									
40.0									
41.0									
42.0									
43.0									
44.0									
45.0									
46.0									
47.0									
48.0									
49.0									
50.0									
51.0									
52.0									
53.0									
54.0									
55.0									
56.0									
57.0									
58.0									
59.0									
60.0									
61.0									
62.0									
63.0									
64.0									
65.0									
66.0									
67.0									
68.0									
69.0									
70.0									
71.0									
72.0									
73.0									
74.0									
75.0									
76.0									
77.0									
78.0									
79.0									
80.0									
81.0									
82.0									
83.0									
84.0									
85.0									
86.0									
87.0									
88.0									
89.0									
90.0									
91.0									
92.0									
93.0									
94.0									
95.0									
96.0									
97.0									
98.0									
99.0									
100.0									



TITLE
 20 2 WC 258" WB 264" HDV
 MODEL 33
 NAME LENGTHENED DATE 01/025

[illegible]